

Kindergarten Social Studies Project

K.H.1.3 Explain the impact of how life events bring change.

This nine weeks we are focusing on how life events bring change in our lives in our Social Studies class. For example having a new baby in the house, starting school for the first time, moving to a new home, etc. In class we have been discussing timelines and family trees. Your student is going to complete an "All About Me" project this nine weeks. They will decorate a poster with information all about themselves. They should be creative and

1st Get a poster to put all of your information on.

2nd Decorate the template of themselves

3rd Choose pictures, drawings, or magazine clippings to show your student's favorite color, food, holiday, song or movie, and cartoon.

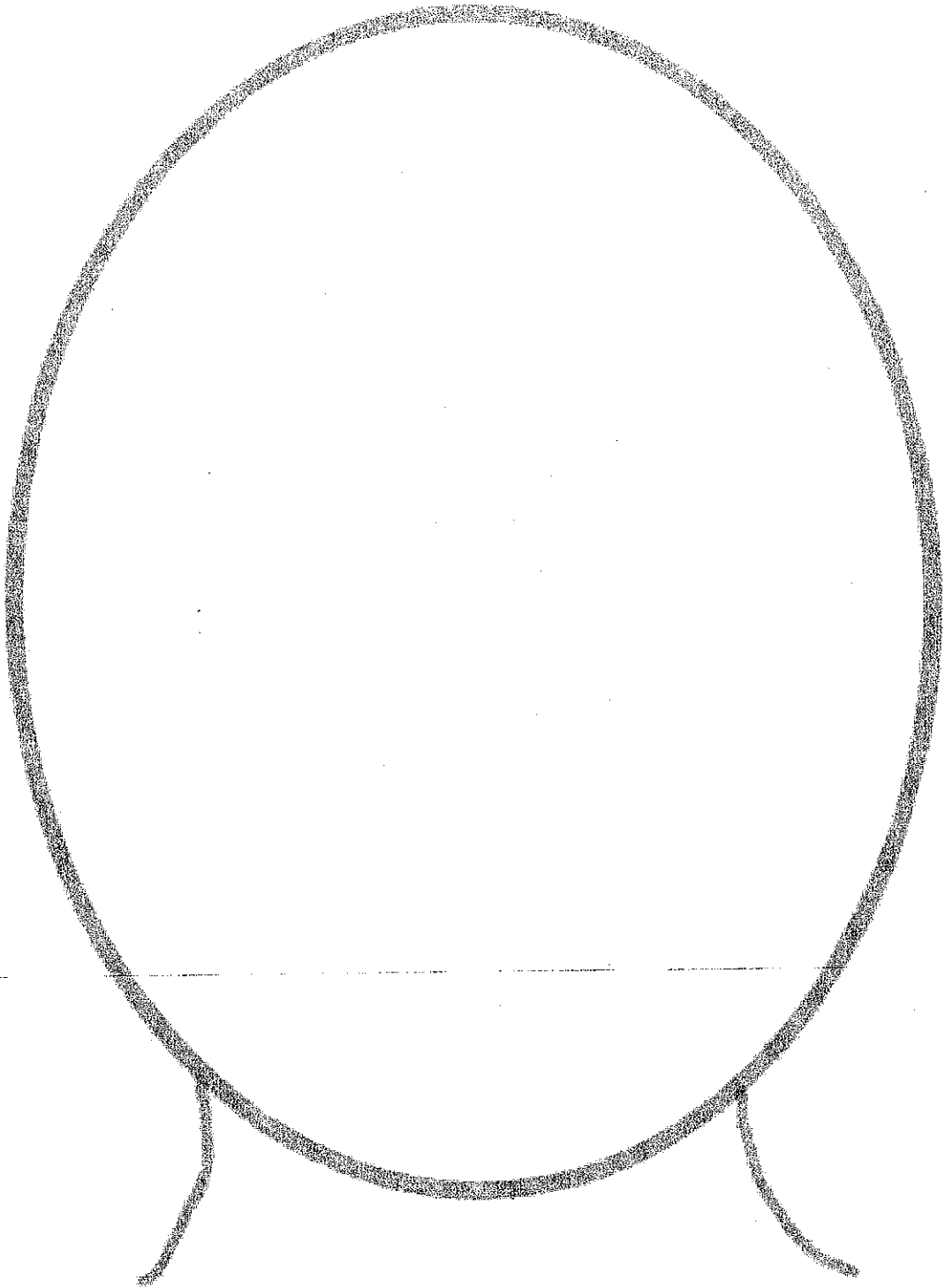
4th Student may also include photos of themselves and family.

5th Now use all these items that you have collected and DECORATE your project. Remember to take your time and be creative using different materials (such as stickers, glitter, markers, etc.) to bring their projects' to life.

Grading Rubric for Projects

Drawing of Self	25 points
Pictures of drawings of at least 5 different interests	25 points
Photo of Self with Family	25 points
Name, Teacher's Name, Grade, Name of School	25 points
Creativity (use of drawings, pics, colors, etc.)	25 points
Total Possible Points	125 points
Grade Scale:	125-85 points is a 3 84- 50 points is a 2 49 or below is a 1

Due Monday Oct. 23, 2017



My name is

First Grade Social Studies Project

Due: October 23, 2017

Community Helpers

Create a poster or booklet about a community helper. Use the following as a guideline. If you are up to the challenge, do the bonus activity at the bottom of the rubric! Have fun and be creative!

- Select your favorite community helper.
- Draw a picture of yourself dressed as your community helper.
- Write a description of what your community helper does.
- Write three fun facts about your community helper.
- Write why this is your favorite community helper.
- Be creative! Be neat!

Rubric for social studies	Exceeds expectations	Meets expectations	Below expectations
Students need a title of their chosen community helper.		Clearly defined, can be located, and has a community helper chosen	Has not chosen a community helper and does not have a title
Students need an illustration or a picture of themselves dressed as their community helper	3 or more illustrations	At least 2 illustrations	1 or no illustrations
Students need a description of what their community helper does.	4 or more complete sentences. All Sentences will have proper capitalization, punctuation, and spacing.	At least 3 complete sentences. All sentences will have proper capitalization, punctuation, and spacing.	Less than 3 sentences, improper capitalization, and/or punctuation.
Fun Facts	Project has 3 or more fun facts associated with your community helper.	Project has 2 fun facts associated with your community helper.	Project has less than two fun facts associated with your community helper.
Description of why this is your favorite community helper	Three or more complete sentences explaining why you chose your community helper.	Two complete sentences explaining why you chose your community helper	Less than two complete sentences explaining why you chose your community helper.
Creativity	Projects have 1 st grade illustrations. More than three colors are used. All illustrations.	Projects have 1 st grade illustrations. Three different colors are used.	Less than three colors are used. Illustrations are scribbled.
Neatness	All of the sections are organized and all of the writing is legible.	Most sections are organized and most of the writing is legible.	Most sections are unorganized and most writing is illegible.

*Bonus- What would happen if your community helper wasn't here? Write a scenario about what it would be like if the community helper disappeared for a day.

2nd Grade Social Studies Project

Timeline Project

DUE DATE: October 23, 2017










A timeline is a way to show a list of events in the order in which they happened.

Students will: Create a timeline of YOUR life! Include 4 to 6 important events in your life. Start with your birth.

- Complete on poster board or trifold
- BE CREATIVE !
- Include descriptions, pictures, dates and/or ages, or drawings of each major event
- Prepare to present in class.

Parents can: Help by using Google images or “Kids Timeline!!!”

EXAMPLE

<p>1953</p>  <p>In 1953, he married Coretta Scott. They had four children.</p>	<p>1950</p>  <p>Martin Luther King Jr. became a leader in the Civil Rights Movement, especially in the South.</p>	<p>1947</p>  <p>In 1947, Martin Luther King Jr. became a minister. His father was also a minister.</p>
<p>1968</p>  <p>On April 4, 1968, Dr. Martin Luther King Jr. was shot and killed in Memphis, Tennessee. He was only 39 years old.</p>	<p>1929</p>  <p>Martin Luther King Jr. was born January 15, 1929 in Atlanta, Georgia.</p>	<p>1964</p>  <p>In 1964, he was awarded the Nobel Peace Prize for his work in advancing uniform and communication.</p>
<p>1944</p>  <p>Martin Luther King Jr. graduated from high school at the age of 15.</p>	<p>1935</p>  <p>Martin was told he could not play with his friends because he was Black and they were white.</p>	<p>1963</p>  <p>On August 28, 1963 Dr. Martin Luther King Jr. delivered his "I Have a Dream" speech in Washington, DC.</p>

ENJOY!

Name: _____

Social Studies Current Event: My Community



Title of Article _____
 Author's Name _____
 Date Published _____

I read the article _____ times. On a scale of 1 through 5, my understanding of the article is a _____.

Website _____
 Newspaper _____
 Other _____

Tip! Try writing your summary without looking at the article too much.



Summarize the article in your own words. Be sure to write in complete sentences and recap the most important information.

Key Vocabulary

1. _____
2. _____
3. _____
4. _____
5. _____

Write a question you still have about this topic.



Does your teacher want you to attach your article to this form?

Reflection Questions
 Can you make any connections to this topic?
 Could it have an effect on you or someone you know?
 Write your responses on the back of this page.

Created by Kelly Ann

Ponderosa Elementary School

Fourth Grade Social Studies Project Directions

Part I. You are to complete a research project on a city located within North Carolina; your city will be chosen in class. No two students will be able to do research on the same city. You will be answering the following questions as you complete your research. The answers to the questions will count as a HOMEWORK grade. **The Due Date for the Questions is October 6th .**

- When was my city founded?
- Where is my city located?
- Is my city named for someone or something?
- Are there any important statues or monuments in my city?
- What are some of the most important events in my city's history?
- What is my city most known for? (What industry?)

Part II. As part of this project, you will also create a symbol for your city. Think about the North Carolina symbols we studied in class as well as the different symbols (and logos) you see every day. The symbol will count as a PROJECT grade. **The Due Date for the Symbol is October 13th.**

- The symbol will need to be a visual representation of your city. Be creative! You may draw your symbol on your poster board or create a PowerPoint point presentation. **
- Your symbol must include a brief, written explanation for what it symbolizes.

Part III. All of the information researched will be put onto a poster board for a verbal presentation. The poster must include the research questions and answers, pictures, and a drawing of the created symbol. An example of the final product will be on display in the classroom for the students to reference.

The Due Date for the Poster is October 20th.

If you have any questions, please feel free to contact us.

***Please talk with your teacher if you need assistance with materials for your project.*

Social Studies Project

5th Grade

Due: _____

Directions: Students will compose a historically accurate fictional letter to a family member or friend in Europe detailing their trip to America during the colonial period. The letter must include accurate information for the colonial time period. Students may use class notes and other resources to complete their letter. Students will receive a grade for each portion of the project. Final copy of letter must be handwritten.

Required information:

- Friendly letter format
- Explain why you left Europe – Glory, God, or Gold? (You choose your reason).
- What European country did you leave and where in Colonial America did you arrive?
- Describe the trip to America.
- Describe life as a colonist.

Due Dates: Students will receive a grade for each portion of the project.

- ✓ Pre-Write Worksheet- Monday, October (classwork grade)
- ✓ Rough Draft – Monday, October (classwork grade)
- ✓ Final Copy – Monday, October (Project grade)

Grading Rubric : Letter to Europe - Colonial Era

Total Points _____

Student Name: _____

CATEGORY	Points			
	20	15	10	5
Salutation and Closing	Salutation and closing have no errors in capitalization and punctuation.	Salutation and closing have 1-2 errors in capitalization and punctuation.	Salutation and closing have 3 or more errors in capitalization and punctuation.	Salutation and/or closing are missing.
Grammar & spelling (conventions)	Writer makes no errors in grammar or spelling.	Writer makes 1-3 errors in grammar and/or spelling.	Writer makes 4-6 errors in grammar and/or spelling.	Writer makes more than 6 errors in grammar and/or spelling.
Capitalization and Punctuation	Writer makes no errors in capitalization and punctuation.	Writer makes 1-3 errors in capitalization and punctuation.	Writer makes 4-6 errors in capitalization and punctuation.	Writer makes more than 6 errors in capitalization and punctuation.
Length	The letter has 3 well developed paragraphs.	The letter has 3 underdeveloped paragraphs.	The letter has 2 paragraphs.	The letter has one paragraph.
Content Accuracy	The letter contains at least 8 accurate facts about the topic.	The letter contains 5-7 accurate facts about the topic.	The letter contains 2-4 accurate facts about the topic.	The letter contains one accurate fact about the topic.